



CE
Council Directive 90/269/EEC
of 14 June 1990 concerning
Medical Devices

20.50 Patellofemoral Brace

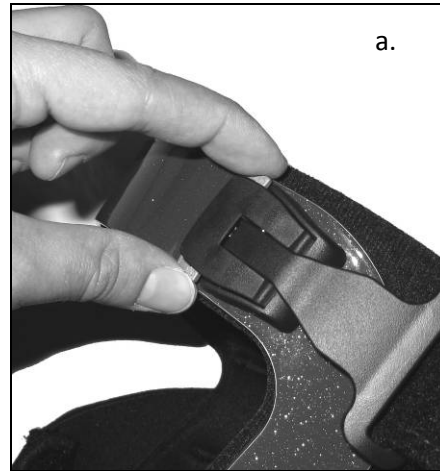
Application Instructions

CP020112 Rev A 05/08




Dynamic Correction in Flexion for Patellofemoral Pain.

1.



b.



Step 1: Loosen Straps

- Release the two over-center buckles by pinching the two gray buttons on each of the buckles.
- Loosen the two remaining straps

2.



Step 2: Position the Brace

With the patient in a seated position and leg bent at 90°, place the brace on the leg aligning the center of the hinge with the top of the knee cap.

Note: Make sure to push the brace posterior so that the hinges run along the mid-line of the leg.

3.



Step 3: Secure the Top Calf Strap

Wrap the top calf strap around the calf as high as possible and loop through the D-ring. Pull the tab until a snug and comfortable fit is achieved.

4.



Step 4: Secure the Lower Thigh Strap

Wrap the lower thigh strap around the thigh and loop through the D-ring. Pull tab until a snug and comfortable fit is achieved.

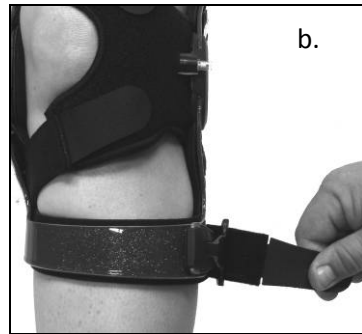
5.



Step 5: Adjust the Crescent Finger Pad

Remove the Crescent Finger Pad from underneath the Y-Pad. Relocate the pad to the desired position along the edge of the patient's knee cap.

6.

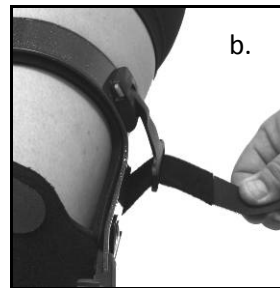


Step 6: Secure Lower Patello-Force Strap

a. With the patient's knee at 20° of flexion, wrap the lower Patello-Force Strap around the leg and secure the over-center buckle.

b. Adjust the strap using the fastener at the strap end until a snug and comfortable fit is achieved.

7.



Step 7: Secure Upper Patello-Force Strap

Repeat Step 6 for the upper Patello-Force Strap.

8.



Step 8: Adjust the Patello-Force Strap

Use the fasteners for additional adjustment.

9.

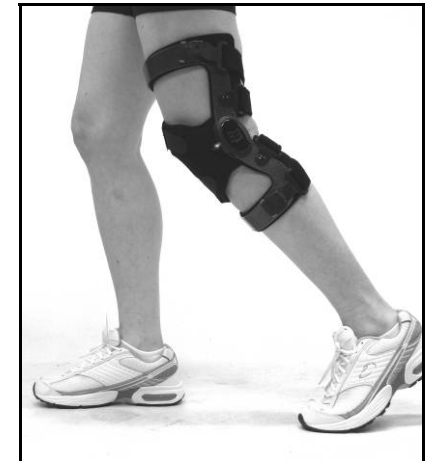


Step 9: Inflate the Patello-Force Strap

Insert the clear end of the squeeze bulb into the pad. Slowly inflate the pad by squeezing the bulb. The patient will know how much pressure is needed.

Note: To deflate the pad use the black end of the squeeze bulb.

10.



Step 10: Final Adjustments

Have the patient stand and walk around. Make any final strap and/or air pressure adjustments needed.

This device is offered for sale by or on the order of a physician or other qualified medical professional. This device is not intended for reuse on a second patient. This device is generally not intended to prevent injuries or reduce or eliminate the risk of re-injury.

Indications: Indicated for Patellofemoral pain syndrome (PFPS) and any condition where additional support to resist lateral patella dislocation is desired. These conditions include Patella Alta, Patella Baja, Patellofemoral Malalignment Syndrome, Patella Subluxation and/or Dislocation, Patellar Tendonitis, Osgood-Schlatter's Disease, Post-operative Effusion, and Jumper's Knee.

Warning: Do not leave this device in the trunk of a car on a hot day or in any other place where the temperature may exceed 150° F (65°C) for any extended period of time. If any additional pain or symptoms occur while using this device, discontinue use and seek medical attention.

Warranty: This device is warranted to be free from defects in material and workmanship for a period of 90 days. These warranties apply to devices that have not been modified or subjected to misuse, abuse or neglect. This device is expressly subject to Bledsoe's Product Line Limited Warranty. Copies of this limited warranty can be obtained from your medical professional, via the internet at www.BledsoeBrace.com, or by calling 1-888-BLEDSOE (253-3763).

For product information or questions pertaining to sales or service, please contact the national distributor in your area or the manufacturer.

Manufactured by:
Bledsoe Brace Systems™
2601 Pinewood, Grand Prairie, Texas, 75051, USA
Toll Free Tel. **1.888.BLEDSOE** (253.3763)
Or 1.800.527.3666 • Local 972.647.0884
Local FAX 972.660.5495
International FAX 972.606.0649
www.BledsoeBrace.com

EUROPEAN AUTHORIZED REPRESENTATIVE

EC	REP
-----------	------------

EMERGO EUROPE
Molenstraat 15
2513 BH, The Hague
The Netherlands
Tel: (+31) 70 345 8570
Fax: (+31) 70 346 7299

ORTHOMEDICO (EUROPEAN BLEDSOE SALES AGENT)
(+32) 54 504005 www.orthomedico.be